



Phone | 831.465.1699

www.4LessTermite.com

Fax | 831.465.1698

FUMIGATION PACKET: POWDERPOST BEETLES

4Less Termite & Repair REQUIRES signatures on the following forms:

- Occupant's Fumigation Notice & Pesticide Disclosure
- Instructions Prior to Fumigation (MCF – 99)
- PG&E Instructions
- Key Information
- Fumigation Bags

Please read, sign and return the above documents via one of the following:

E-mail: 4less@4lesstermite.com

Fax: 831.465.1698

US Mail: 3560 Soquel Avenue
 Santa Cruz, CA 95062

Curious When the Fumigation Crew will Arrive? If you would like to know what time the fumigation crew is scheduled to arrive, you may call Mission City Fumigation directly at 831.763.1123 after 4:00pm the day prior to your scheduled fumigation.

PLEASE NOTE: 4Less Termite & Repair may also require additional forms to be signed and returned. If your structure's location or construction type warrants the need for any of these additional forms, you will be notified in advance.

- Roof Notice
- Plant Release
- Neighbor's Permission

OCCUPANTS FUMIGATION NOTICE AND PESTICIDE DISCLOSURE

JOB ADDRESS _____ CITY _____
 Single Family Dwelling Multi Family Dwelling Other _____
 Owner/Agent _____
 Tel. No. _____ Emergency No. _____
 Occupant _____
 Tel. No. () _____ Emergency No. () _____
 Prime Contractor 4 Less Termite Emergency No. (831) 465-1699
 Fumigation Contractor Mission City Fumigation Emergency No. (800) 763-1123
 Target Pest(s): Powderpost Beetle
 Fumigants proposed to be used: Sulfuryl Fluoride: Vikane®

Are you aware of any conduits, pipes, common drains, air ducts, central vacuum systems or any other construction elements that would allow the passage of a fumigant from the structure to be fumigated to any other adjacent or adjoining structure?
 YES () NO () _____

CHLOROPICRIN WILL BE USED AS A WARNING AGENT WITH EITHER FUMIGANT

Dates of fumigation: _____ Date Changes/Alternative date: _____
 Initials _____

IMPORTANT - READ CAREFULLY

THIS BUILDING WILL BE FUMIGATED WITH LETHAL GASES ON THE DATE(S) INDICATED ABOVE. ALL PERSONS AND ANIMALS MUST VACATE THE PREMISES ON OR BEFORE ARRIVAL OF THE FUMIGATION CREW.

UNDER NO CIRCUMSTANCES CAN ANYONE ENTER THE BUILDING UNTIL THE FUMIGATION COMPANY'S NOTICE IS POSTED GIVING THE TIME AND DATE FOR SAFE RE-ENTRY.

"State law requires that you be given the following information: CAUTION-PESTICIDES ARE TOXIC CHEMICALS. Structural pest control companies are registered and regulated by the Structural Pest Control Board, and apply pesticides which are registered and approved for use by the California Department of Pesticide Regulation and the United States Environmental Protection Agency. registration is granted when the State finds that based on existing scientific evidence there are no appreciable risks if proper use conditions are followed or that the risks are outweighed by the benefits. The degree of risk depends upon the degree of exposure, so exposure should be minimized."

If within 24 hours you experience symptoms of dizziness, headache, nausea, reduced awareness, slowed movement, garbled speech or difficulty in breathing, leave the structure immediately and seek medical attention by contacting your physician or Poison Control Center (telephone number) and notify your pest control company. The warning agent, chloropicrin, can cause symptoms of tearing, respiratory distress and vomiting. Entry into the space during fumigation can be fatal.

For further information, contact any of the following: Your pest control company (telephone number); for Health Questions - the County Health Department (telephone number); for Application Information - the County Agricultural Commissioner (telephone number) and for Regulatory Information - the Structural Pest Control Board, 800/737-8188, 2005 Evergreen Street., Suite 1500, Sacramento, CA 95815."

FOR HEALTH QUESTIONS

Santa Cruz COUNTY HEALTH DEPARTMENT	Santa Cruz COUNTY AGRICULTURAL COMMISSIONER	POISON CONTROL CENTER	STRUCTURAL PEST CONTROL BOARD
PHONE # (831) 454-2022	PHONE # (831) 763-8080	PHONE # 1-800-876-4766	PHONE # 1-800-737-8188

(This section may be modified to include the information of geographical area served by the licensee.)

I hereby acknowledge receipt of a copy of this document as well as a list that includes the instructions for the necessary preparations for the fumigation, procedures for leaving the structure and the following documents:

FUMIGANT FACT SHEET
 FORM MCF 99

We suggest that you notify nearby neighbors of the date of fumigation and to keep pets away during the fumigation. Close off any open access to the subarea to prevent pets from entering.

Owner/Agent (signature) _____ Date _____
 Occupant(s) (signature) _____

By Federal Law and as indicated by the fumigant label, the following items must be removed from the premises prior to fumigation:

1. Persons, pets, plants (including seeds and bulbs). **LEAVING PETS, ESPECIALLY CATS, UNATTENDED IN THE YARD IS NOT SUFFICIENT.**
2. Food, animal feed and medicines which are not factory-sealed in glass or metal. This includes freezer and refrigerator items and bottled water. As an alternative to removal of these items, they may be sealed by double-bagging in Nylofume bags. These protective bags are available only from distributors of this product or your Pest Control Operator. No other bags are legally allowed. If food has not been removed or properly bagged at the time the fumigators arrive, there may be an additional charge for our personnel to bag your foodstuffs. There is also a possibility that these items may be discarded. Mission City Fumigation is not liable for replacement costs of any discarded items.
3. Mattresses that are completely covered with waterproof covers (except waterbeds). Pillows completely enveloped in waterproof covers. If plastic covers are removed, mattresses and pillows may remain. **BABY MATTRESSES MUST BE REMOVED.**

initial

Electricity and water must be on or available in order for the fumigation to take place. **NOTE:** The State of California requires that natural gas service be terminated and restored by the local gas company. Check with your termite inspector for specific instructions. If any part of your antenna is in poor condition, including mounting brackets, guy wires, etc., the antenna will not be re-installed. If you have more than one antenna or antennas over 12 feet high, including CB and short wave antennas, please make arrangements for their removal and re-installation. If satellite dish(es) are mounted on or adjacent to the structure, they must be removed prior to fumigation. If not removed, misalignment or damage may occur and Mission City Fumigation will not be responsible for damages or repairs.

initial

Fumigation will be done by industry standards, but in certain situations, some damage may occur to roofing (i.e. tile, metal, old brittle shingles, etc.), awnings, vent caps, spark arrestors, solar panels and patio covers as well as certain rain gutters. There is also a possibility of paint damage if masking tape and adhesive spray are used. Mission City Fumigation assumes no responsibility for such damages should they occur.

initial

Climbing plants and vines and/or trellises must be removed prior to the arrival of the fumigation crew. To lessen damage to the plants in close proximity to the house, have all trees, plants and foliage cut back at least 8-12 inches from the building walls. Plants left too close to the buildings to allow proper sandbagging of tarps will die or be damaged during the fumigation and Mission City Fumigation will assume no responsibility. To minimize escape of the fumigant through the soil, wet the soil adjacent to the structure prior to the fumigation.

initial

All persons should be prepared to vacate the premises when the fumigation crew arrives. All rooms must be left unlocked, including padlocks on garage doors or other storage areas. Pet door must be locked or secured against entry. Locked cars may not be left in garages and carports. If cars must remain, doors and trunks must be left open. State law requires that we have a signed Occupant's Fumigation Notice in our possession, as well as the keys to the structure, prior to the beginning of the fumigation. Please note that fumigations cannot begin during inclement weather conditions. In case of rain or strong winds, the job may be postponed to a later date. Flat roofs are vulnerable to the accumulation of water on top of the tarps which will collect quickly and weigh hundreds of pounds. This can cause the roof to collapse and, therefore, we may postpone this type of job when heavy rains are forecast during the fumigation time frame even though it might not be raining at the moment.

initial

If the job must be cancelled because of excessive food left in the structure, a cancellation charge of 10% of the job cost may be applied. A cancellation charge may also be applied if the job cannot be done due to lack of preparations on the part of the owner or agent. These reasons include, but are not limited to: keys unavailable to all locked rooms or spaces; locked cars in garages; storage with unknown contents which may include foodstuffs; improper preparation of plants rocks or landscape materials; building under partial construction, especially roofs in an unsafe condition due to construction. All security alarms must be disarmed during the fumigation as well as motion detector lights that will be under the tarps or nearby which could cause a hazard. In addition, all automatic watering systems must be made inoperable. Drip irrigation that is against the house or is less than 12" from the structure should be disconnected or may be damaged. In the event a locked gate, which is used as security to prevent entry to a swimming pool, must be rendered unlockable, another means of security must be provided.

initial

In certain areas throughout California, swallows often nest in the eave areas of buildings. This usually occurs in the spring and early summer. However, if the nests are occupied, federal law prohibits us from disturbing them, whether by fumigation or removal. Under no circumstances can we proceed until the nests have been vacated.

initial

I DO NOT HAVE KNOWLEDGE OF ANY CONDUITS, DRAINS, VACUUM SYSTEMS OR OTHER CONSTRUCTION ELEMENTS THAT COULD ALLOW PASSAGE OF THE FUMIGANT FROM THE STRUCTURE TO BE FUMIGATED () TO ANY ADJOINING STRUCTURES.

() THE FOLLOWING CONDITIONS COULD ALLOW PASSAGE OF THE FUMIGANT TO ANOTHER STRUCTURE STRUCTURE DURING THE FUMIGATION PROCESS:

NOTE: The company does NOT provide on-site security and does not assume any responsibility for the care and custody of the property in the event of vandalism or breaking and entering. The company suggests that all valuables such as jewelry, coins, collections, cash, art objects, guns and other items of value be removed from the site prior to fumigation. If you wish, you may hire a security service to be present during the fumigation.

Fact Sheet for Vikane[®] Gas Fumigant (Sulfuryl Fluoride)

In the interest of Dow AgroSciences' commitment to product stewardship, this fact sheet is intended to provide basic information about the product and how it is used. If you have specific questions about your fumigation, refer to documents provided by the fumigator or call the fumigator listed on the warning signs posted on your structure. If you have questions about Vikane[®] gas fumigant (the fumigant used) or the procedures described, call the Dow AgroSciences Customer Information Center at 1-800-352-6776.

WHY BUILDINGS ARE FUMIGATED

Insects that feed or tunnel into wood can seriously damage houses, apartments, and other dwellings or structures. Each year termites or other wood destroying insects damage more than 5 million homes. Other pests, such as bed bugs, may be dispersed throughout rooms and can be difficult to locate and control quickly and completely. Depending on the extent or location of the infestation, fumigation is the only total control method proven to eliminate certain infestations of wood destroying insects, bed bugs, and other structure-infesting pests.

HOW BUILDINGS ARE FUMIGATED

Because Vikane is a gas, prior to fumigation, the structure is completely sealed. This serves to contain Vikane in the building so it can penetrate wood and building contents to thoroughly eliminate the pests. Depending on the construction of the building, the doors and windows may be sealed with tape and a plastic sheet, or the structure may be covered with a tarp. The building will remain sealed for 2-72 hours depending on the specifics of the job. Warning signs are posted around the building notifying people to keep out.

After the fumigation period is completed, a professional fumigator will aerate the structure using fans for a prescribed aeration period. Once the dwelling has been thoroughly aerated, the fumigator is required to measure the level of any fumigant remaining in the living space to ensure it is below the EPA approved concentration for reentry by the occupants. Extremely low levels of fumigant can remain for a short period of time in dead air spaces between walls and inside cabinets as well as porous materials such as furniture. The small amount of fumigant in these areas will continue to dissipate for a few hours after the fumigation but at levels well below the established safe reentry concentration. Your building will not be cleared for reoccupancy until it is safe to enter. The fumigator will post a notice on your building indicating the day and time for reentry. Structures can be occupied only when the concentration is 1 part per million or less (this represents a margin of safety – laboratory animals have been exposed to 100 parts per million for 2 weeks with no adverse effects.) Because Vikane is a true gas and not a vapor, aeration is rapid. Recent studies demonstrated that in most structures levels are less than 1 part per million after the prescribed aeration period and have no detectable levels of Vikane within 24 hours after the start of aeration.

Sulfuryl fluoride is a colorless, odorless gas, so a warning agent is added to the building that causes watery eyes and a scratchy throat. If you experience these symptoms in a structure that has been recently fumigated, you should leave immediately and call the pest control company to have your building retested.

SULFURYL FLUORIDE (POTENTIAL HEALTH RISKS FROM OVEREXPOSURE)

Sulfuryl fluoride is a gas and can potentially enter your body only through inhalation. Because it is a gas, it does not stay on dry surfaces; therefore, there is no exposure from touching treated surfaces.

Nervous system and respiratory irritation:

Overexposure to high levels of sulfuryl fluoride can result in nose and throat irritation and nausea. At high concentrations (such as those used during the fumigation) it can cause excess fluid in the lungs, sleepiness, pneumonia, and convulsions. These symptoms would be expected to appear within 8 hours after such an exposure. In the unlikely event you experience these symptoms in the building that has been recently fumigated, you should leave immediately. Consult your physician and call the pest control company to have your building retested.

Additional studies:

Sulfuryl fluoride has not been shown to cause birth defects in pregnant animals exposed under experimental conditions. In addition, current studies have demonstrated there are not mutagenic or genotoxic effects caused by exposure to sulfuryl fluoride.

Safety Precautions and Homeowner Preparation

- Discuss the treatment program in advance with your pest control company so you fully understand what will be done and what you need to do.
- Carefully follow the instructions you are given about what items you are to remove from your building.
- Stay out of the treated building until it is cleared by your pest control company for reentry.
- If you are interested or concerned, you should ask your pest control company to show the records of how your building was aerated before it was cleared for reentry.
- You may wish to increase ventilation by opening doors and windows.

If you have specific questions about your fumigation, refer to documents provided by the fumigator or call the fumigator listed on the warning signs posted on your structure. Call the Dow AgroSciences Customer Information Center at 1-800-352-6776 if you need additional information or have questions concerning this product.



Phone | 831.465.1699

www.4LessTermite.com

Fax | 831.465.1698

GAS SERVICE

Gas Customer:

Mission City Fumigation will ONLY contact PG&E* to schedule the gas lock (gas turn off) in advance of your scheduled fumigation.

It is the RESPONSIBILITY of the HOMEOWNER/TENANT to contact PG&E to have gas service restored. PG&E will NOT restore gas service unless someone 18 years or older is present.

The HOMEOWNER or TENANT must call **PG&E at 1-800-743-5000** to schedule an appointment to have the gas restored and pilot lights re-lit. Restoration of gas service must occur after the structure has been cleared. All structures will be cleared and available to occupy after 5:00pm on the 3rd day of the fumigation (for a Monday – Friday clear) and after 1:00pm on the 3rd day of the fumigation (for a Saturday clear). PG&E can schedule your gas unlock anytime between 5pm – 8pm Monday-Friday or between 1pm and 5pm on Saturday.

We recommend calling PG&E no later than 4 days prior to the fumigation. This will help ensure your GAS service will be restored when the home is cleared for entry. If PG&E is contacted fewer than 4 days prior to the fumigation, this may result in a delay of one (1) week in having your gas service restored.

Propane Customers:

Mission City Fumigation will ONLY turn off any propane tanks on the property.

It is the RESPONSIBILITY of the HOMEOWNER/TENANT to contact the propane provider to have propane service restored.

PROPERTY ADDRESS: _____

Print Name

Signature

Date

****Palo Alto Residents must call Palo Alto Utilities at 650.329.2161 to have their gas restored.***



Phone | 831.465.1699

www.4LessTermite.com

Fax | 831.465.1698

KEY INFORMATION

In order to ensure the safety of the structure and confirm there are no occupants remaining in the structure prior to fumigation, Mission City Fumigation **REQUIRES** keys to be left at the premise during the fumigation.

The homeowner/agent/tenant or other responsible party MUST leave a key on the property for each and every locked door, which include front doors, back doors, garage doors, bedroom doors, cabinets, safes sheds, etc...

Cars left in the garage during fumigation **MUST** be left unlocked with the windows rolled down and trunk left opened or a key **MUST** be provided.

Please be informed that there is a possibility your fumigation could be cancelled if doors are not left unlocked or keys are not provided. Should this happen, your fumigation will be rescheduled to the next available fumigation date Mission City Fumigation has available.

PROPERTY ADDRESS: _____

SCHEDULED FUMIGATION DATES: _____

Key(s) will be left at: _____. Key(s) will be returned to the above noted location unless otherwise specified.

Print Name

Signature

Date

FUMIGATION BAGS

4Less Termite & Repair will provide up to 10 Nylofume® bags for each scheduled fumigation. Bags must always be doubled before placing items inside – Nylofume® bags are not intended to be used without being doubled. If you require additional bags, they can be purchased through 4Less Termite & Repair at a cost of \$1.00 per bag. Bags will be available for pick-up at our office at:

3560 Soquel Avenue
Santa Cruz, CA 95062

I understand I am responsible for picking up all fumigation bags from the 4Less Termite & Repair office prior to my fumigation.

Print Name _____

Signature _____


Date _____

How to use Nylofume* bags to protect food and other commodities during fumigations with Vikane* gas fumigant.


Nylofume bags are made from a special nylon polymer film. Research has demonstrated that double-bagging, as shown below, achieves optimum protection.

All items such as food, feed, drugs, and medicine (including those items in refrigerators and freezers) must either be removed from the structure being fumigated or be sealed in protective Nylofume* bags


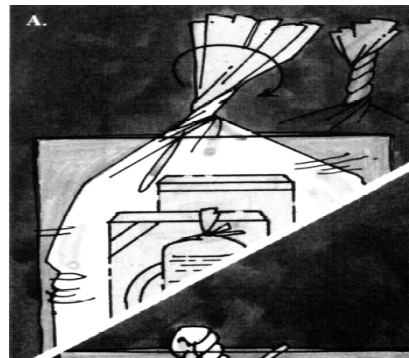
To assure proper sealing and good protection, please follow these instructions carefully:



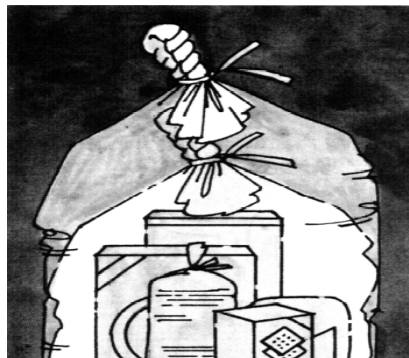
1. While bags are still empty, place one inside another. Double-bagging helps assure effective protection.




2. Place items to be protected inside the inner bag. Do not overfill – leave clearance on top for adequate closure of the bags.



3. Twist the top of the inner bag, fold once and secure the fold in place using a suitable fastener such as a twist tie, tape, rubber band, or string.



4. Repeat step 3 with the outer bag.



5. Check the seal by pressing gently against the sides of the bag and listening for air leaks. No air should be able to escape.

IMPORTANT: Keep these and other such bags out of children's reach.



Dow AgroSciences
Dow AgroSciences LLC
Indianapolis, IN 46268-1054

* Trademark of Dow AgroSciences LLC
Vikane is a federally Restricted Use Pesticide.

TO BAG OR NOT TO BAG

Protecting consumable items like food, medicine and feed is part of every fumigation with Vikane* gas fumigant. However, from time to time the questions arise which items need to be double-bagged in Nylofume® bags and which items can remain in the structure during the fumigation. Below are examples to guide you as you prepare for your fumigation:

YES, Bag or Remove These Items:

- ✓ Pretzels, chips and other food packaged in plastic bags.
- ✓ Animal feed.
- ✓ Foods packaged in cardboard boxes, like cereal - the plastic may not be airtight.
- ✓ Spices *without* their original manufacturer's airtight seal intact.
- ✓ Eggs.
- ✓ Aspirin and other similar ingestible medicines.
- ✓ Cottage cheese and other foods in reusable or other storage containers.
- ✓ Contents of Tupperware as they do not have an airtight seal.
- ✓ Ice cubes should be discarded before the fumigation and the icemaker turned off.

NO, There Is No Need to Bag or Remove These Items:

- Unopened 2-Liter plastic bottles with a manufacturer's original airtight seal intact can remain unbagged. Shake bottles to confirm that the airtight seal is still intact.
- Canned products like soup may remain unbagged - unopened metal cans provide an airtight seal.
- Dental hygiene (e.g. toothpaste, mouthwash, dental adhesives and whitening products).
- Cosmetics including lipstick.
- All externally applied lotions and ointments.
- Ice and water.

When In Doubt, Take It Out. If there's any question as to the "seal" on an item, the best approach is to take it out of the structure to be fumigated or double bag it. Due to the time involved in food preparation, it is necessary that the owner, tenant or agent properly bag and seal food and/or medicine prior to the arrival of the fumigation crew. In the event that you are not prepared, one of the following may occur:

1. You may be called upon to come to the property to remove or bag the food/medicine.
2. On rare occasions when food/medicine has not been properly prepared, the fumigators may be able to bag some of the items for you, however a charge will be assessed.
3. Food/medicines may be discarded.
4. If none of the 3 measures above have been successful, the job may be cancelled due to excessive amounts of unbagged food/medicine. A cancellation fee of 10% of the job cost may be charged.

IF YOU HAVE ANY QUESTIONS PLEASE CONTACT US (831.465.1699).

**Bags must always be doubled before placing the items inside – Nylofume® bags are not intended to be used without being doubled.*